

2012 Water Report

 **St. Louis Park**
MINNESOTA

Experience **LIFE** in the Park

The City of St. Louis Park

is issuing the results of monitoring done on its drinking water for the period from January 1 to December 31, 2012. The purpose of this report is to advance consumers' understanding of drinking water and heighten awareness of the need to protect precious water resources.

Source of Water

The City of St. Louis Park provides drinking water to its residents from a groundwater source: 9 active wells ranging from 286 to 1,095 feet deep, that draw water from the Prairie Du Chien-Jordan, Mt. Simon, Jordan-St. Lawrence, and St. Peter aquifers.

The water provided to customers may meet drinking water standards, but the Minnesota Department of Health has also made a determination as to how vulnerable the source of water may be to future contamination incidents. If you wish to obtain the entire source water assessment regarding your drinking water, please call (651) 201-4700 or 1-800-818-9318 during normal business hours. Also, you can view it online at:
www.health.state.mn.us/divs/eh/water/swp/swa

Call (952) 924-2562 if you have questions about the City of St. Louis Park's drinking water or would like information about opportunities for public participation in decisions that may affect the quality of the water.

Results of Monitoring

No contaminants were detected at levels that violated federal drinking water standards. However, some contaminants were detected in trace amounts that were below legal limits. The table that follows shows the contaminants that were detected in trace amounts last year. (Some contaminants are sampled less frequently than once a year; as a result, not all contaminants were sampled for in 2012. If any of these contaminants were detected the last time they were sampled for, they are included in the table along with the date that the detection occurred.)

Key to Abbreviations

MCLG - Maximum Contaminant Level Goal: The level of a contaminant in drinking water below which there is no known or expected risk to health. MCLGs allow for a margin of safety.

MCL - Maximum Contaminant Level: The highest level of a contaminant that is allowed in drinking water. MCLs are set as close to the MCLGs as feasible using the best available treatment technology.

MRDL - Maximum Residual Disinfectant Level.

MRDLG - Maximum Residual Disinfectant Level Goal.

AL - Action Level: The concentration of a contaminant which, if exceeded, triggers treatment or other requirement which a water system must follow.

90th Percentile Level - This is the value obtained after disregarding 10 percent of the samples taken that had the highest levels. (For example, in a situation in which 10 samples were taken, the 90th percentile level is determined by disregarding the highest result, which represents 10 percent of the samples.) Note: In situations in which only 5 samples are taken, the average of the two with the highest levels is taken to determine the 90th percentile level.

pCi/l - PicoCuries per liter (a measure of radioactivity).


ppm - Parts per million, which can also be expressed as milligrams per liter (mg/l).

ppb - Parts per billion, which can also be expressed as micrograms per liter (µg/l).

nd - No Detection.

N/A - Not Applicable (does not apply).

ABOUT Your Water



Contaminant (Units)	MCLG	MCL	Level Found		Typical Source of Contaminant
			Range 2012	Average/ Result*	
Barium (ppm)	2	2	N/A	.14	Discharge of drilling wastes; Discharge from metal refineries; Erosion of natural deposits.
Fluoride (ppm)	4	4	.9-1.1	.97	By-product of drinking water disinfection.
Haloacetic Acids (HAA5)(ppb)	0	60	N/A	1.1	Runoff from fertilizer use; Leaching from septic tanks, sewage; Erosion of natural deposits.
Nitrate (as Nitrogen) (ppm)	10.4	10.4	nd-.31	.31	Runoff from fertilizer use; Leaching from septic tanks, sewage; Erosion of natural deposits.
TTHM (Total trihalomethanes) (ppb)	0	80	N/A	2.7	By-product of drinking water disinfection.
Trichloroethylen	0	5	nd-.48	.43	Discharge from metal degreasing sites and other factories.
Vinyl Chloride (ppb)	0	2	nd-1.8	1.65	Leaching from PVC piping; Discharge from plastic factories.
cis-1, 2- Dichloroethylene (ppb)	70	70	nd-20	17.25	Discharge from industrial chemical factories.
trans-1,2- Dichloroethylene (ppb)	100	100	nd-.85	.85	Discharge from industrial chemical factories.

*This is the value used to determine compliance with federal standards. It sometimes is the highest value detected and sometimes is an average of all the detected values. If it is an average, it may contain sampling results from the previous year.

Contaminant Units	MRDLG	MRDL	****	*****	Typical Source of Contaminant
Chlorine (ppm)	4	4	.6-1	.75	Water additive used to control microbes

****Highest and Lowest Monthly Average.

*****Highest Quarterly Average.

Contaminant Units	MCLG	AL	90% Level	# sites over AL	Typical Source of Contaminant
Copper (ppm) (09/03/2009)	1.3	1.3	.14	Of out of 30	Corrosion of household plumbing systems; Erosion of natural Deposits.
Lead (ppb)	0	15	3.1	1 out of 30	Corrosion of household plumbing systems; Erosion of natural deposits



If present, elevated levels of lead can cause serious health problems, especially for pregnant women and young children. Lead in drinking water is primarily from materials and components associated with service lines and home plumbing. The City of St. Louis Park is responsible for providing high quality drinking water, but cannot control the variety of materials used in plumbing components. When your water has been sitting for several hours, you can minimize the potential for lead exposure by flushing your tap for 30 seconds to 2 minutes before using water for drinking or cooking. If you are concerned about lead in your water, you may wish to have your water tested. Information on lead in drinking water, testing methods, and steps you can take to minimize exposure is available from the Safe Drinking Water Hotline or at <http://www.epa.gov/safewater/lead>.

Monitoring may have been done for additional contaminants that do not have MCLs established for them and are not required to be monitored under the Safe Drinking Water Act. Results may be available by calling 651-201-4700 or 1-800-818-9318 during normal business hours.

Compliance with National Primary Drinking Water Regulations

The sources of drinking water (both tap water and bottled water) include rivers, lakes, streams, ponds, reservoirs, springs, and wells. As water travels over the surface of the land or through the ground, it dissolves naturally occurring minerals and, in some cases, radioactive material, and can pick up substances resulting from the presence of animals or from human activity.

In order to ensure that tap water is safe to drink, the U. S. Environmental Protection Agency (EPA) prescribes regulations which limit the amount of certain contaminants in water provided by public water systems. Food and Drug Administration regulations establish limits for contaminants in bottled water which must provide the same protection for public health.

Drinking water, including bottled water, may reasonably be expected to contain at least small amounts of some contaminants. The presence of contaminants does not necessarily indicate that water poses a health risk. More information about contaminants and potential health effects can be obtained by calling the Environmental Protection Agency's Safe Drinking Water Hotline at 1-800-426-4791.

Contaminants that may be present in source water include:

- Microbial contaminants, such as viruses and bacteria, which may come from sewage treatment plants, septic systems, agricultural livestock operations, and wildlife.
- Inorganic contaminants, such as salts and metals, which can be naturally occurring or result from urban stormwater runoff, industrial or domestic wastewater discharges, oil and gas production, mining, or farming.
- Pesticides and herbicides, which may come from a variety of sources such as agriculture, urban stormwater runoff, and residential uses.
- Organic chemical contaminants, including synthetic and volatile organic chemicals, which are byproducts of industrial processes and petroleum production, and can also come from gas stations, urban stormwater runoff, and septic systems.
- Radioactive contaminants, which can be naturally occurring or be the result of oil and gas production and mining activities.

In order to ensure that tap water is safe to drink, the U. S. Environmental Protection Agency (EPA) prescribes regulations which limit the amount of certain contaminants in water provided by public water systems. Food and Drug Administration regulations establish limits for contaminants in bottled water which must provide the same protection for public health.

Drinking water, including bottled water, may reasonably be expected to contain at least small amounts of some contaminants. The presence of contaminants does not necessarily indicate that water poses a health risk. More information about contaminants and potential health effects can be obtained by calling the Environmental Protection Agency's Safe Drinking Water Hotline at 1-800-426-4791.

Some people may be more vulnerable to contaminants in drinking water than the general population. Immuno-compromised persons such as persons with cancer undergoing chemotherapy, persons who have undergone organ transplants, people with HIV/AIDS or other immune system disorders, some elderly, and infants can be particularly at risk from infections. These people should seek advice about drinking water from their health care providers. EPA/CDC guidelines on appropriate means to lessen the risk of infection by *Cryptosporidium* and other microbial contaminants are available from the Safe Drinking Water Hotline at 1-800-426-4791.

More About Your Water

2012 St. Louis Park Water Facts

- 2,222,438 gallons of water pumped from the ground in 2012
- The highest daily amount of water pumped was 10,296,000 gallons on June 17, 2012
- Residents use 62% of the water

Use Water Wisely

- When brushing your teeth, always turn the water off
- You can fill a 20 oz bottle with St. Louis Park tap water 6,400 times for less

The Trouble With Toilets

Most people don't realize the amount of water and dollars wasted by a leaky toilet. A leaky toilet often is a silent water waster. A small leak at the flush valve or water flowing over the overflow tube can leak up to 100 gallons a day!

What You Can Do To Save Money

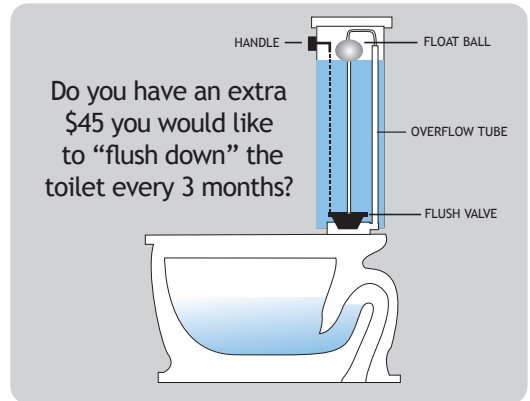
- To check for a leaking FLUSH VALVE, use a toilet leak dye packet (available at local hardware stores or call (952) 924-2562 for packets).
- To check for overflow, simply remove the tank lid and look for water overflowing.

The HARD Truth

St. Louis Park water is from deep wells. The water has been estimated at over 8,000 years old. The water has been underground and has dissolved the salts and minerals for all those years. Calcium and magnesium cause water to be "hard", and both minerals are very common. The hardness is measured in grains, St. Louis Park water is 18 grains hard.

Why Doesn't St. Louis Park Provide Soft Water?

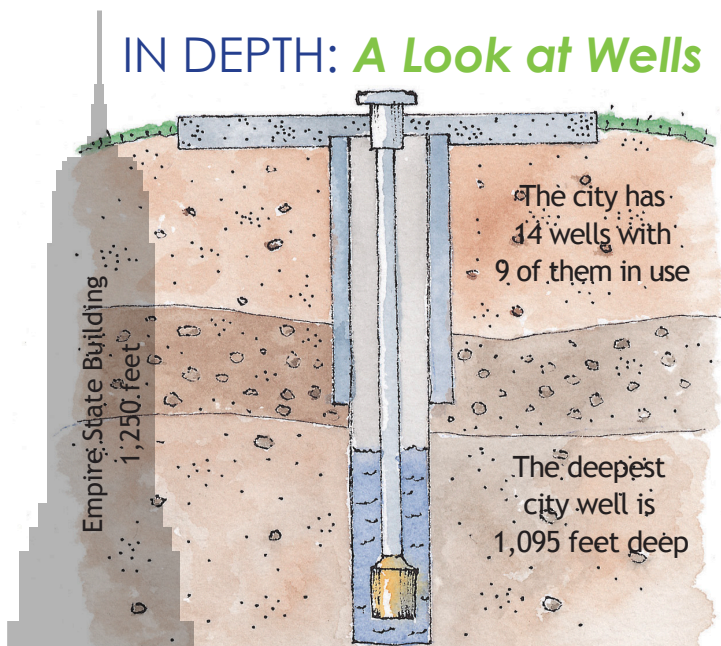
St. Louis Park chose not to include softening back in the 1960s when the first water treatment plants were being constructed. Currently the city operates 6 water treatment plants. The cost to convert to softening plants would be very expensive. It would include the purchase of private homes for the expansion of the water treatment plants to accommodate the water softening equipment, in addition to higher water rates.



Water Hardness Measured in Grains per gallon

Soft	Slightly Hard	Moderately Hard	Hard	Very Hard	St. Louis Park
Less than 1.0	1.0 - 3.5	3.5 - 7.0	7.0 - 10.5	10.5 and over	18.0

IN DEPTH: A Look at Wells



Career Opportunities Water Environment Technology

St. Cloud Technical and Community College's Water Environment Technologies (WETT) program provides you with the skills you need to land a great job in this rapidly growing industry.

There are many benefits to this program:

- Hands-on learning
- 12-month program
- Metro and St. Cloud location
- 95% placement rates



Call St. Cloud Technical and Community College at: (320) 308-5952 for more information on this program or e-mail Instructor Bill Spain at bspain@sctcc.edu.